

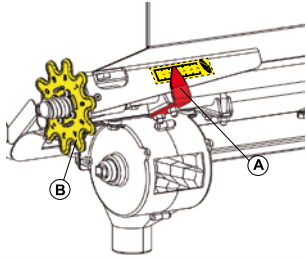


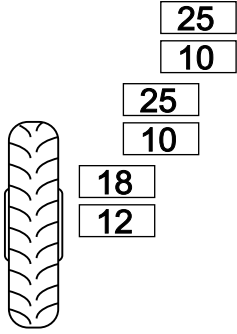
UNICA VARIOVOLUMEX



Cm 205



Cod.58230131

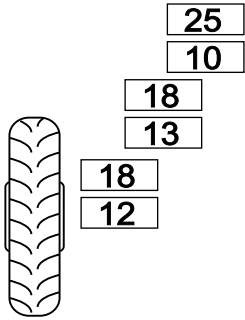


45 Cm		Kg/dm ³		
A	B	0.8	1.0	1.2
2	0	85	107	128
2	5	101	127	152
3	0	117	146	176
3	5	137	171	205
4	0	156	195	234
5	0	161	201	242
MAX		166	208	249
Kg/ha				

50 Cm		Kg/dm ³		
A	B	0.8	1.0	1.2
2	0	77	96	115
2	5	91	114	137
3	0	105	132	158
3	5	123	154	184
4	0	140	176	211
5	0	145	181	218
MAX		150	187	225
Kg/ha				

70 Cm		Kg/dm ³		
A	B	0.8	1.0	1.2
2	0	55	69	82
2	5	65	81	98
3	0	75	94	113
3	5	88	110	132
4	0	100	125	151
5	0	104	130	155
MAX		107	134	160
Kg/ha				

75 Cm		Kg/dm ³		
A	B	0.8	1.0	1.2
2	0	51	64	77
2	5	61	76	91
3	0	70	88	105
3	5	82	102	123
4	0	94	117	140
5	0	97	121	145
MAX		100	125	150
Kg/ha				

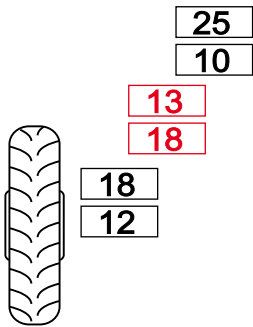


45 Cm		Kg/dm ³		
A	B	0.8	1.0	1.2
2	0	154	193	232
2	5	183	229	274
3	0	211	264	317
3	5	247	308	370
4	0	282	352	423
5	0	291	364	437
MAX		300	375	450
Kg/ha				

50 Cm		Kg/dm ³		
A	B	0.8	1.0	1.2
2	0	139	174	208
2	5	165	206	247
3	0	190	238	285
3	5	222	277	333
4	0	254	317	380
5	0	262	327	393
MAX		270	338	405
Kg/ha				

70 Cm		Kg/dm ³		
A	B	0.8	1.0	1.2
2	0	99	124	149
2	5	118	147	176
3	0	136	170	204
3	5	159	198	238
4	0	181	226	272
5	0	187	234	281
MAX		193	241	290
Kg/ha				

75 Cm		Kg/dm ³		
A	B	0.8	1.0	1.2
2	0	93	116	139
2	5	110	137	165
3	0	127	159	190
3	5	148	185	222
4	0	169	211	254
5	0	175	218	262
MAX		180	225	270
Kg/ha				



45 Cm		Kg/dm ³		
A	B	0.8	1.0	1.2
2	0	296	370	444
2	5	351	438	526
3	0	405	507	608
3	5	473	591	709
4	0	540	675	810
5	0	558	697	837
MAX		576	720	864
Kg/ha				

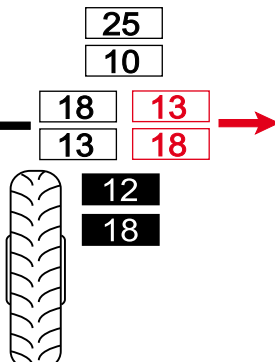
50 Cm		Kg/dm ³		
A	B	0.8	1.0	1.2
2	0	266	333	399
2	5	316	394	473
3	0	365	456	547
3	5	425	532	638
4	0	486	608	729
5	0	502	628	753
MAX		518	648	777
Kg/ha				

70 Cm		Kg/dm ³		
A	B	0.8	1.0	1.2
2	0	190	238	285
2	5	225	282	338
3	0	261	326	391
3	5	304	380	456
4	0	347	434	521
5	0	359	448	538
MAX		370	463	555
Kg/ha				

75 Cm		Kg/dm ³		
A	B	0.8	1.0	1.2
2	0	178	222	266
2	5	210	263	316
3	0	243	304	365
3	5	284	355	425
4	0	324	405	486
5	0	335	418	502
MAX		345	432	518
Kg/ha				

70 Cm		Kg/dm ³		
A	B	0.8	1.0	1.2
2	0	223	279	335
2	5	264	331	397
3	0	306	382	459
3	5	357	446	535
4	0	408	510	611
5	0	421	526	631
MAX		434	543	652
Kg/ha				

75 Cm		Kg/dm ³		
A	B	0.8	1.0	1.2
2	0	208	260	313
2	5	247	309	370
3	0	285	357	428
3	5	333	416	499
4	0	380	476	571
5	0	393	491	589
MAX		405	507	608
Kg/ha				



70 Cm		Kg/dm ³		
A	B	0.8	1.0	1.2
2	0	428	535	642
2	5	507	634	761
3	0	586	733	879
3	5	684	855	1026
4	0	782	977	1172
5	0	807	1009	1211
MAX		833	1041	1249
Kg/ha				

75 Cm		Kg/dm ³		
A	B	0.8	1.0	1.2
2	0	399	499	599
2	5	473	592	710
3	0	547	684	821
3	5	638	798	957
4	0	729	912	1094
5	0	753	942	1130
MAX		777	971	1166
Kg/ha				